

DATASHEET

FFP MASKS

PROTECTION AGAINST DUST, MIST & FUMES



SMART SERIES – SMART MASKS (SPECIAL)

FFP2 NR D + gases < WEL*
+ ozone < WEL*

2435 with Ventex®-valve

FFP2 NR D + gases < WEL*
+ ozone 10 x WEL*

2445 with Ventex®-valve

FFP3 NR D + gases < WEL*
+ ozone < WEL*

2535 with Ventex®-valve

CHARACTERISTICS



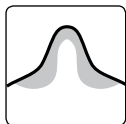
ActivForm®
Automatically fits to the face.
No manual adjustments by the user are necessary.



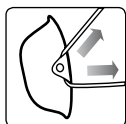
DuraMesh®
Masks have a strong and durable structure.



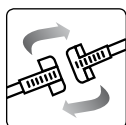
Ventex®-valve
Starts to open even at low exhalation pressure and significantly reduces moisture and heat inside the mask.



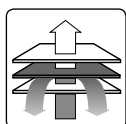
Nose seal
The flexible nose seal improves fit and provides optimum wearing comfort.




Adjustable Strap
Makes it easier to take the mask on and off and to adjust to different head/neck dimensions.



Clip
Easy on & off; mask can be worn around the neck during breaks.



Activated charcoal layer
Designed to provide nuisance relief (2435, 2535) or protection against ozone (2445).



Dolomite clogging test
Masks have passed the Dolomite clogging test, giving the user better breathing resistance for longer.



100% PVC-FREE
All Moldex products and packaging are completely free from PVC.

NR (non reusable) = Single use. Comfortable and durable throughout the whole shift

CERTIFICATION

The Moldex Smart FFP-masks meet the requirements of EN149:2001+ A1:2009 and are CE-marked in accordance with the requirements of European Directive 89/686/EEC. The IFA (0121) Germany is responsible for both type examination (Article 10) and monitoring of production (Article 11B). The products are manufactured in an ISO 9001 certified plant.

MATERIALS

Filter Layer, Inner Shell, DuraMesh®: Polypropylene, Ethylene-vinyl acetate (EVA)
Nose Seal, Clip: Polyethylene
Ventex®-valve: Natural Rubber
Head Strap: Polyester, Lycra
Vapour Filter Layer: Activated charcoal

WEIGHT

2435: 29 g **2445:** 29 g **2535:** 29 g

AREAS OF GENERAL USE

Level	WEL	Hazard type
FFP2	10 x	HAZARDOUS FINE DUSTS, WATER AND OIL BASED MISTS/AEROSOLS, BIOLOGICAL AGENTS OF RISK GROUP 2
FFP3	20 x	HARMFUL AND CARCINOGENIC DUSTS, WATER AND OIL BASED MISTS/AEROSOLS, BIOLOGICAL AGENTS OF RISK GROUP 2 AND 3, CMR-SUBSTANCES

AREAS OF SPECIAL USE

Mask	GAS/VAPOUR-FILTRATION	Hazard type
2435	BELOW WEL	ACID GASES/ORGANIC VAPOURS/ODOURS/OZONE
2445	BELOW WEL 10 x WEL	ACID GASES/ORGANIC VAPOURS/ODOURS OZONE
2535	BELOW WEL	ACID GASES/ORGANIC VAPOURS/ODOURS/OZONE

(WEL = Workplace Exposure Limit)

DATASHEET

FFP MASKS

PROTECTION AGAINST DUST, MIST & FUMES



TESTING ACCORDING TO EN 149:2001 + A1:2009

Total inward leakage

Ten test subjects perform a variety of exercises. During the exercises the amount of test aerosol that penetrates the filter, face seal and valve are sampled. The total inward leakage of 8 out of 10 test subjects shall not exceed the following levels:

Category	max. total inward leakage
FFP2	8 %
FFP3	2 %

The filter penetration after loading the filter with 120 mg paraffin oil according to DIN EN 149:2001 + A1:2009 shall not exceed the following levels:

Category	max. Filter penetration
FFP2	6 %
FFP3	1 %

Flammability

4 respirators are passed through a 800°C (+/- 50°C) flame with a speed of 6 cm/s. After passing through the flame the respirator has to self-extinguish.

Breathing Resistance

The breathing resistance produced by the filter of the respirator is tested at an airflow of 30 l/min and 95 l/min.

Category	max. breathing resistance according to EN 149	
	30 l / min	95 l / min
FFP2	0,7 mbar	2,4 mbar
FFP3	1,0 mbar	3,0 mbar

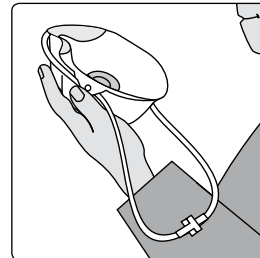
GAS/VAPOUR FILTRATION OF 2445

The activated charcoal layer of the 2445 filters out up to 10 x WEL of ozone for up to 8 hours.

INSTRUCTIONS FOR USE

- The user has to be trained and instructed in wearing the mask.
- The 2435 does protect against nuisance levels of organic vapours/odours and ozone.
- The 2445 protects against values up to 10 x the WEL of ozone.
- The 2535 does protect against nuisance levels of organic vapours/odours and ozone. It offers FFP3 protection, suitable in most welding applications.
- The oxygen concentration of the ambient atmosphere should be at least 19,5 % Volume.
- These respirators may not be used if the concentration type, and properties of contaminants in the ambient atmosphere are unknown or at dangerous levels.
- Respirators should be disposed if damaged, if the breathing resistance becomes high due to clogging, or at the end of a shift.
- Never tamper with, alter or modify the respirator.

INSTRUCTIONS FOR FITTING



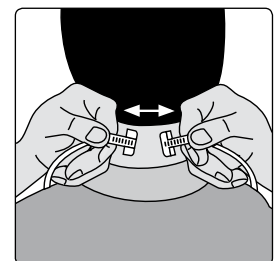
1. Pull strap to form a large loop.



4. Adjust strap by pulling loop on strap.




2. Place respirator on chin and pull loop over head tight to the neck.



5. During breaks unclip strap.



3. Pull upper strap and place on back of head.



6. Let mask hang around your neck.

INFO

For help on selection and training please contact us.
We offer a wide range of training packages and support material.

MOLDEX-METRIC AG & Co. KG
Unit 9, Glaisdale Point
Off Glaisdale Drive, Bilborough
Nottingham. NG8 4GP

Tel.: +44 (0)115 985 4288
Fax: +44 (0)115 985 4211
info@uk.moldex-europe.com
www.moldex-europe.com