




To assist with *Glove Selection* a brief explanation of the current regulations and what the various pictograms mean is outlined below.

To conform to European regulations all gloves must conform to the **Personal Protective Equipment 89/686/EEC** directive. This page provides a brief summary of what the various glove markings mean in practice. While this will help in selecting the correct glove for a particular application the actual conditions of use cannot be simulated. **It is therefore the responsibility of the end user and not the manufacturer to ensure the glove is suitable for its intended use.**



Category 1, Simple Design

 Typical Marking Gloves in this category are for “*minimal risk*” where the risk of any injury if not wearing a glove is small and it’s effects would be easily reversible.

Category 2, Intermediate Design

  Typical Marking 3121 Gloves in this category are for areas of **specific risk** where there is a risk of injury. These gloves are type tested against European test standards by a notified body.








Category 3, Complex Design

  Typical Marking CE 0120 Gloves in this category are for applications that can cause serious harm or irreversible side effects. These gloves are tested as for Category 2 gloves and must also be manufactured under an approved quality system or type tested on an annual basis.


All gloves contain a product information sheet in every pack giving more product specific information.

Pictograms Explained


Pictograms help in the selection of gloves for specific purposes, the higher the number for each test, the better the performance.

BS EN 388	BS EN 374 Chemicals & Micro-organisms	BS EN 374 Chemicals & Micro-organisms	BS EN 407	BS EN 511
Mechanical Risks	Resistance to permeation	Resistance to permeation	Thermal Risks	Protection from cold
				
	Air/water leak			
Resistance to	Level Breakthrough	Level ISO 2859 A.O.L.	Resistance to	Resistance to
Abrasion 1-4	1 >10 mins	1 4/S4	Flammability 1-4	Convective cold 1-3
Blade Cut 1-5	2 >30 mins	2 1.5/GI	Contact heat 1-4	Contact Cold 1-4
Tear 1-4	3 >60 mins	3 0.65/GI	Convective heat 1-4	Water
Puncture 1-4	4 >120 mins		Radiant heat 1-4	Impermeability
	5 >240 mins		Small metal splash 1-4	(pass or fail) 0-1
	6 >480 mins		Large metal splash 1-4	
BS EN 388		BS EN 388		
	Impact Cut resistance (optional)		Anti-static performance (optional)	
	Pass or Fail		Pass or Fail	
				X Denotes NOT TESTED
				These pictograms must be shown on the glove packaging.


Frequently Asked Questions

 **What temperature will a glove tested to EN407 be suitable for?**

Level 1	100 °C
Level 2	250 °C
Level 3	350 °C
Level 4	500 °C

 **What temperature (cold) will a glove tested to EN511 be suitable for?**

The **Contact and Convective Cold** levels in this test measure **performance levels NOT protection levels**. Therefore they give an indication of insulation values rather than suitability for any particular temperature. It is therefore not possible to recommend a glove for use at a specific temperature as variables such as air movement, level of activity, contact areas etc. cannot be allowed for.

 **There are letters under the Chemical Symbol on some gloves, what do they mean?**

X Y Z are replaced by letters from the table below

BS EN 374:2003 now states that a glove must have a breakthrough time of at least 30 minutes when tested for 3 chemicals from a list of 12 standard defined chemicals. The chemicals tested against are designated an identifying letter from A to L. (see below)

A	Methanol	G	Diethylamine
B	Acetone	H	Tetrahydrofuran
C	Acetonitrile	I	Ethyl Acetate
D	Dichloromethane	J	n-Heptane
E	Carbon Disulphide	K	Sodium hydroxide 40%
F	Toluene	L	Sulphuric acid 96%